

# ZAYED UNIVERSITY

FACT BOOK


2022-2023

---

 [zayed-university](#)

 [ZayedU](#)

 [Zayed\\_U](#)



# FACT BOOK 2022-2023

Office of Institutional Research  
P.O. Box 19282  
Dubai, United Arab Emirates

# Quick Facts

**Founded:** 1998  
**President:** Her Excellency Noura AlKaabi  
Minister of State  
**Campuses:** Two campuses located in Abu Dhabi and Dubai



■ Total Enrollment: **9473**  
■ Undergraduate: **9292**  
■ Graduate: **181**

■ Total Graduates: **22907**  
■ Undergraduate: **20376**  
■ Graduate: **2531**

■ Total Programs Offered: **28**  
■ Undergraduate: **20**  
■ Graduate: **8**

Student-Faculty Ratio: **12:1**

## Ranking:

■ QS Arab Region Ranking: **20**  
■ QS World University Ranking: **701-750**  
■ THE World University Ranking: **501-600**  
■ THE Arab University Ranking: **61-70**

## Library Collection

■ Databases: **219**  
■ Books & E-Books: **481892**  
■ Journal: **148**

## Total Faculty and Total Staff:

■ Faculty: **598**  
■ Staff: **427**

# Table of CONTENTS

## OVERVIEW

History.....	9
Vision Statement .....	11
Mission Statement .....	11
Values .....	11

## Colleges and Programs of Study

Undergraduate Programs .....	13
Graduate Programs .....	16
Accreditation .....	18
Specialized Accreditation .....	20
Organizational Structure .....	23
University Leadership .....	24

## STUDENTS

### Undergraduate Students

UG Enrollment .....	26
Abu Dhabi Campus .....	27
Dubai Campus .....	27
UG Enrollment by Program .....	28
UG Enrollment by Emirate of Origin .....	30
UG Enrollment by College & Gender.....	30

### Graduate Students

GR Enrollment .....	31
GR Enrollment by Program .....	32
GR Enrollment by College & Gender .....	34
GR Enrollment by College & Campus .....	34

## Total Enrollment

Total Enrolment by Level .....	35
Students-Faculty Ratio .....	35

## First-time Students

Enrollment .....	36
Enrollment by Campus .....	36
Enrollment by Gender .....	37
Enrollment by Secondary School Attended .....	37
Average GSC Scores .....	38
Average GSC Scores by Campus .....	38
Baccalaureate One Year Retention Rate .....	39
Baccalaureate One Year Retention Rate by Campus .....	39
GSC Scores .....	40

## Applicants

Applicants to the National Universities .....	41
Eligible for Enrollment .....	41

## Graduates

Undergraduate Degrees Awarded by Program .....	42
Graduate Degrees Awarded by Program .....	44-45
Undergraduate Graduation Rates .....	45
Degrees Awarded by Level & Gender .....	46

## Financial Aids

Financial Aid Applications .....	47
Awarded Applications .....	47

## FACULTY

Highest Degree Earned .....	48
Gender .....	49
Division and Employment Type .....	49
Country of Nationality .....	50

## STAFF


Gender & Contract Type .....	51
------------------------------	----

## RESEARCH

Research Output .....	52
Publications by Document Type .....	53

## SURVEY

Graduating Senior Survey .....	54
--------------------------------	----



## History

Zayed University is a federal institution established in 1998 that is dedicated to serving the needs of national development. The University bears the name of H.H. Sheikh Zayed bin Sultan Al Nahayan (1918-2004), the founding president of the United Arab Emirates (UAE). Sheikh Zayed advanced the principles of modernity and played a pivotal role in guiding the country's rapid modernization, a significant part of which included education. He consistently linked national development to education as evident in the following statement:

Excellence in education and knowledge is the route to glory. This can only be achieved through continuous efforts and academic progress. Education is the main pillar of progress and development. The state has a dire need of the efforts of all its educated citizens in the development process.

A student-centered university, Zayed University strives to graduate students who are bilingual in both English and Arabic and possess the necessary critical thinking, global awareness, technological, and leadership skills to succeed in today's world. The institution was built upon the best traditions of higher education even while committed to innovation and continuous improvement.

Originally established as an all-female University, the institution has made great strides over the last twenty-five years in diversifying its student population, expanding its programs, and developing its administrative and physical infrastructure. The University embraces key educational values which align with the US system of higher education: an outcomes-based curriculum, learner-centered classrooms, and a quality, liberal arts, general education supportive of professional aspirations.

The University is staffed by faculty from all over the world most with academic and teaching experience in Western universities.



## Vision Statement

To enable leaders capable of shaping the future, passionate about knowledge and innovation, keen on self-development and ready to anticipate future challenges as inspired by Sheikh Zayed's timeless legacy.



## Mission Statement

Zayed University aims to reinvigorate the educational journey by fostering research and paving the way for a lifelong learning that exceeds expectations and meets the needs of society in order to achieve sustainable development.



## Values

- Pioneering
- Passion for knowledge
- Innovation
- Competitiveness
- Tolerance
- Institutional Reputation



## Strategic Objectives

- To deliver an integrated model that supercharges a generation of graduates capable of shaping the future of work.
- To nurture well-rounded and future-ready global citizens.
- To advance research that contributes to society and the knowledge economy.
- To harness partnerships to accelerate our progress and ready our students for career success.
- To prepare ourselves for the future.
- To promote excellence in a supportive learning environment.



# Colleges & Programs of Study



## Undergraduate Programs



### College of Interdisciplinary Studies

- Bachelor of Science in Business Transformation
  - Specialization in Finance
  - Specialization in Accounting
  - Concentration in Operations Management
  - Concentration in Growth Strategy and Management
  - Concentration in Entrepreneurship and Innovation
- Bachelor of Science in Computational Systems
  - Concentration in Applied Data Science
  - Concentration in Machine Intelligence
  - Concentration in Digital Security
- Bachelor of Science in Social Innovation
  - Specialization in Communication & Media
  - Specialization in Psychology
  - Concentration in Behavioral Economics
  - Concentration in Political and Economic Systems
  - Concentration in Societal Transformation
- Bachelor of Science in Sustainability
  - Concentration in Sustainable Enterprise
  - Concentration in Sustainable Policy
  - Concentration in Sustainable Environments





### College of Arts and Creative Enterprises

- Bachelor of Fine Arts in Animation Design
- Bachelor of Fine Arts in Graphic Design
- Bachelor of Fine Arts in Interior Design
- Bachelor of Fine Arts in Visual Arts
- Bachelor of Science in Multimedia Design (*joint program with College of Technological Innovation and College of Communication & Media Sciences*)



### College of Technological Innovation

- Bachelor of Science in Information Technology with Concentrations in:\*
  - Security and Network Technologies
  - Web and Mobile Application Development
- Bachelor of Science in Information Systems and Technology Management (*joint program with College of Business*) with Concentrations in:\*
  - Enterprise Systems
  - Management of Information Systems
  - Business Intelligence



### College of Business

- Bachelor of Science in Accounting\*
- Bachelor of Science in Finance\*
- Bachelor of Science in Human Resource Management\*
- Bachelor of Science in Marketing and Entrepreneurship\*



### College of Communication and Media Sciences

- Bachelor of Science in Communication and Media Sciences with Concentrations in:\*
  - Media Production and Storytelling
  - Integrated Strategic Communications
  - Tourism and Cultural Communications



### College of Humanities and Social Sciences

- Bachelor of Arts in International Studies with Concentrations in:\*
  - International Relations
  - Middle East/Gulf Studies
  - Political Economy and Development
- Bachelor of Science in Education with Concentration in:\*\*
  - Early Childhood Education



### College of Natural and Health Sciences

- Bachelor of Science in Public Health and Nutrition\*
- Bachelor of Science in Environmental Science and Sustainability+
- Bachelor of Science in Psychology\*

\* Programs are not offered for admission starting from Fall 2022

\*\* Program is not offered for admission starting from Fall 2021

+ Program is renamed to BS Sustainability and moved to College of Interdisciplinary Studies for the new intakes starting from Fall 2022

## Graduate Programs



### College of Business

- Master of Science in Finance



### College of Communication and Media Sciences

- Master of Arts in Communication with Concentrations in:
  - Strategic Public Relations
  - Tourism and Cultural Communications



### College of Natural and Health Sciences

- Master of Science in Environment and Sustainability Sciences
- Master of Science in Counselling Psychology



### College of Humanities and Social Sciences

- Master in Diplomacy and International Affairs
- Master of Legal and Judicial Studies



### College of Technological Innovation

- Master of Science in Information Systems Management
- Master of Science in Information Technology with Concentration in Cyber Security






## Accreditation

### NATIONAL ACCREDITATION

Zayed University is licensed and accredited by the **Commission for Academic Accreditation (CAA)**, which is the quality assurance and accreditation body of the Ministry of Education of the United Arab Emirates (UAE).



### INTERNATIONAL ACCREDITATION







Accredited by



Zayed University is accredited by the **Middle States Commission on Higher Education (MSCHE)**, one of six regional accrediting bodies in the United States. The University was first accredited by the MSCHE in 2008. Zayed University's accreditation was renewed for ten years in 2013.

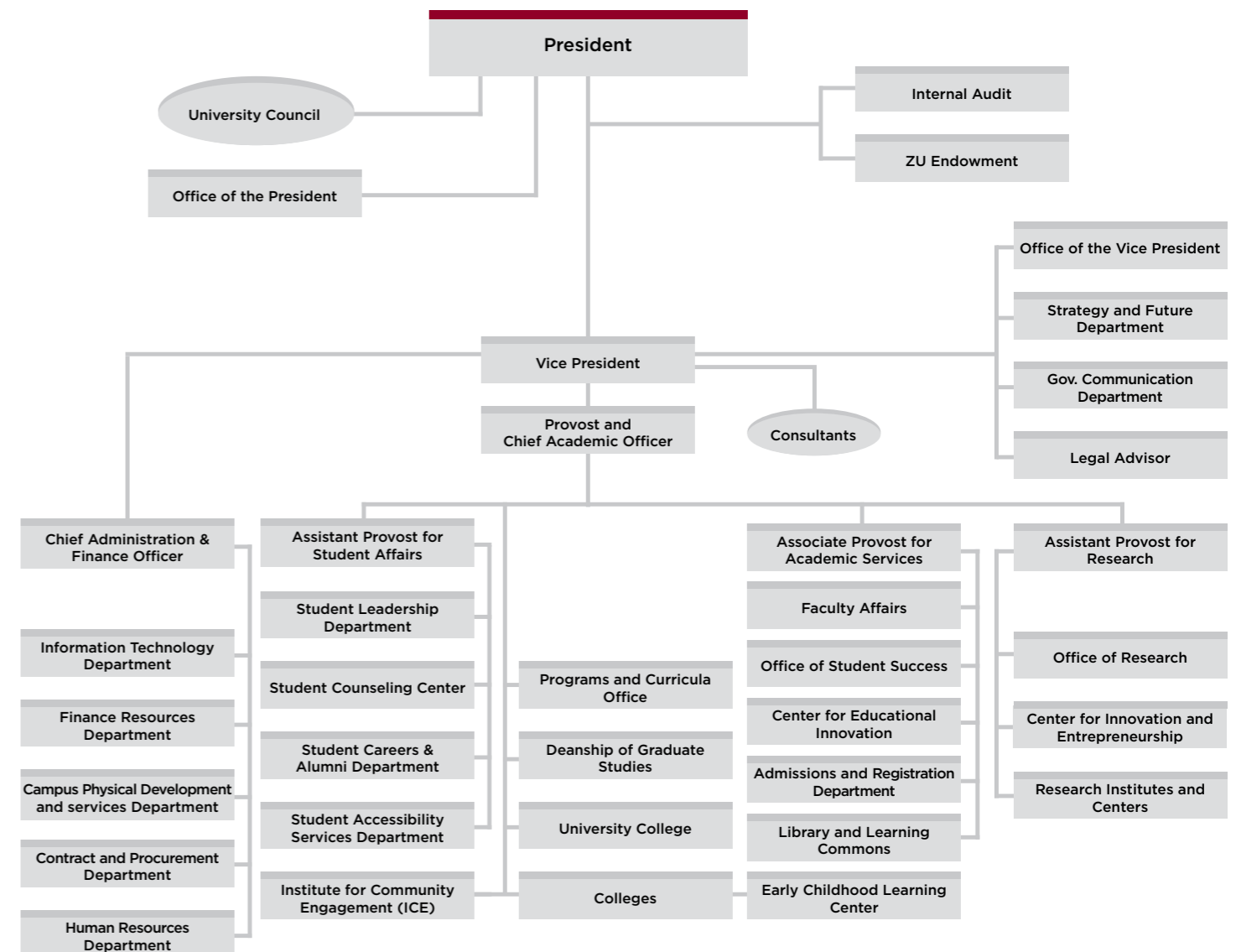


## SPECIALIZED ACCREDITATION

COLLEGE	PROGRAM	ACCREDITATION BODY
COLLEGE OF ARTS AND CREATIVE ENTERPRISES	<ul style="list-style-type: none"> <li>• Bachelor of Fine Arts in Animation Design</li> <li>• Bachelor of Fine Arts in Graphic Design</li> <li>• Bachelor of Fine Arts in Interior Design</li> <li>• Bachelor of Fine Arts in Visual Arts</li> <li>• Bachelor of Science in Multimedia Design</li> </ul>	National Association of Schools of Art and Design (NASAD)  <i>*(Substantial equivalency)</i>
COLLEGE OF COMMUNICATION AND MEDIA SCIENCES	<ul style="list-style-type: none"> <li>• Bachelor of Science in Communication and Media Sciences</li> </ul>	Accrediting Council on Education in Journalism and Mass Communications <b>(ACEJMC)</b> 
COLLEGE OF HUMANITIES AND SOCIAL SCIENCES	<ul style="list-style-type: none"> <li>• Bachelor of Science in Education</li> <li>• Master of Education in Educational Leadership and Administration</li> </ul>	Council for the Accreditation for Educator Preparation <b>(CAEP)</b> 
COLLEGE OF NATURAL AND HEALTH SCIENCES	<ul style="list-style-type: none"> <li>• Bachelor of Science in Public Health and Nutrition</li> </ul>	Association for Nutrition <b>(AfN)</b> 
	<ul style="list-style-type: none"> <li>• Bachelor of Science in Environmental Science and Sustainability</li> </ul>	Committee of Heads of Environmental Sciences <b>(CHES)</b> , the education committee of the Institution of Environmental Sciences <b>(IES)</b> 
COLLEGE OF TECHNOLOGICAL INNOVATION	<ul style="list-style-type: none"> <li>• Bachelor of Science in Information Systems and Technology Management</li> <li>• Bachelor of Science in Information Technology (<i>Security &amp; Network Technologies</i>)</li> </ul>	Computing Accreditation Commission <b>(CAC)</b> of <b>ABET</b> 



## Organizational Structure





## University Leadership

### **President**

H.E. Noura bint Mohammed AlKaabi

### **Vice-President**

Michael Allen, Acting

### **Provost and Chief Academic Officer**

Michael Allen

### **Associate Dean, College of Technological Innovation**

Omar Al Fandi

### **Associate Dean, College of Business**

Ahmed Abd ElMaksoud

### **Chief Administrative and Finance Officer**

Sherif Mousa, Acting

### **Transformation Advisor**

Sherif Mousa

### **Assistant Provost for Student Affairs**

Jane Tatterton, Acting

### **Dean, Graduate Studies Deanship**

Gaelle Duthler, Acting

### **Director, Institute for Social and Economic Research**

Mouawiya Al Awad

### **Dean, College of Arts and Creative Enterprises**

Kevin Badni

### **Director, Strategy and Future Department**

Muna AlSeeni

### **Dean, College of Interdisciplinary Studies**

Paul Hopkinson

### **Director, Admission and Registration Department**

Ruba Ramahi, Acting

### **Associate Dean, College of Natural and Health Sciences**

Rania Dghaim

### **Associate Dean, College of Humanities and Social Sciences**

Ahmed Salem

### **Associate Dean, College of Communication and Media Sciences**

Ganga Dhanesh

### **Director, University Library & Learning Commons Department**

Lillian Li

### **Director, Student Accessibility Services Department**

Fatma AlQassimi

### **Director, Campus Physical Development & Services Department**

Mohamed Alblooshi

### **Director, Information Technology Department**

Nadia Alqabanji

### **Director, Contracts & Procurement Department**

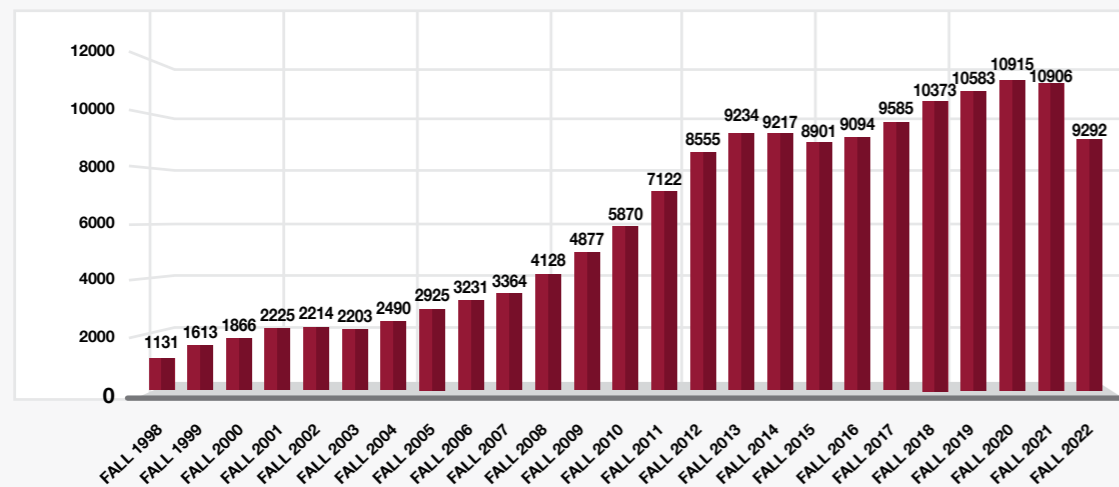
Abdalla AlZarooni

### **Director, Human Resources Department**

Hessa AlMarzooqi

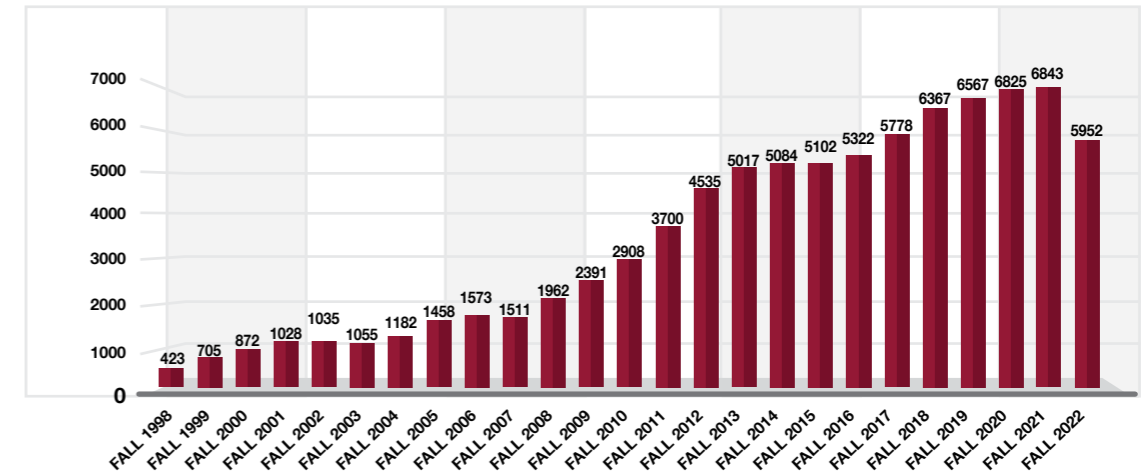
# Zayed University Students

**Undergraduate Enrollment  
Fall 1998 to Fall 2022**



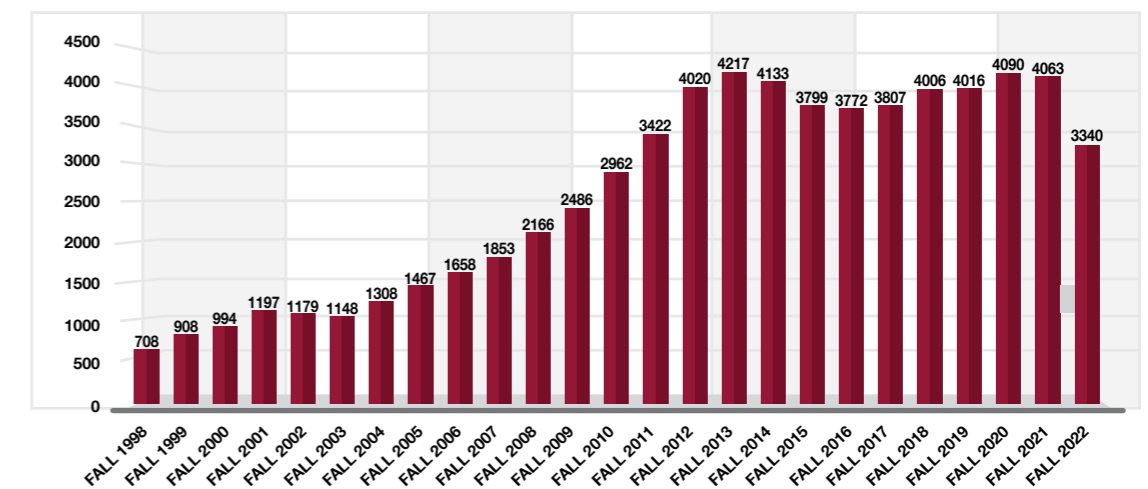
Source: ZU Banner  
Note: Academic Bridge Program (ABP) is discontinued starting from Fall 2019

**Undergraduate Enrollment  
Abu Dhabi Campus  
Fall 1998 to Fall 2022**



Source: ZU Banner

**Undergraduate Enrollment  
Dubai Campus  
Fall 1998 to Fall 2022**



Source: ZU Banner

## UG Enrollment by Program (Fall 2014 to Fall 2022)

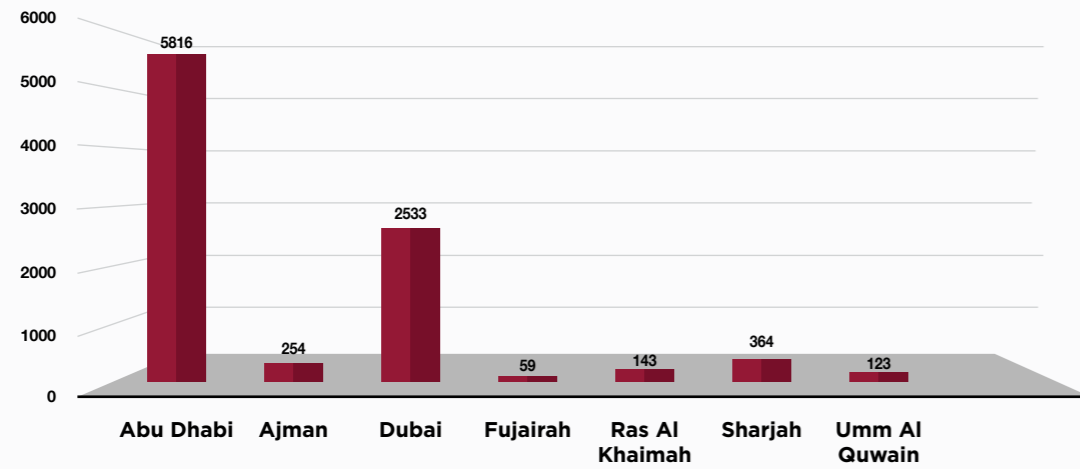
Program	Fall 2014		Fall 2015		Fall 2016		Fall 2017		Fall 2018		Fall 2019		Fall 2020		Fall 2021		Fall 2022	
	AD	DXB	AD	DXB	AD	DXB	AD	DXB	AD	DXB	AD	DXB	AD	DXB	AD	DXB	AD	DXB
Academic Bridge Program	1262	827	1075	584	936	484	1038	476	768	392								
Baccalaureate Program, Pre-Majors	1796	1598	1801	1371	2114	1445												
Bachelor of Arts in Fine Arts/ Art And Design	138	149	141	153	123	154	324	398										
Bachelor of Science in Business Transformation															29	23	122	61
Bachelor of Science in Computational Systems															30	16	141	82
Bachelor of Science in Social Innovation															19	24	65	44
Bachelor of Fine Sustainability																	39	14
Bachelor of Fine Arts in Animation Design									46	153	59	46	58	37	53	42	48	35
Bachelor of Fine Arts in Graphic Design									84	153	96	159	121	168	152	174	136	161
Bachelor of Fine Arts in Interior Design									192	215	237	247	267	246	322	252	283	201
Bachelor of Fine Arts in Visual Arts									72	75	98	91	111	88	102	82	96	56
Bachelor of Science in Multimedia Design	84	93	68	108	61	107	82	154	81	128	74	104	67	107	65	99	52	70
Bachelor of Fine Arts in Emirates Studies	20	1	34		35		36		10	1								
Bachelor of Arts in International Studies	214	202	268	221	280	227	635	475	746	525	933	556	935	546	1005	578	904	486
Bachelor of Science in Health Science	1	1																
Bachelor of Arts in Public Health and Nutrition	48	76	49	76	58	61	173	135	198	150	257	188	252	190	316	214	252	168
Bachelor of Science in Environmental Science And Sustainability	83	45	107	54	112	75	301	154	416	218	500	249	470	281	483	294	346	213
Bachelor of Science in Psychology									214	163	323	256	335	287	398	306	317	248
Bachelor of Science in Business Sciences	652	460	677	464	693	446	1380	794										
Bachelor of Science in Accounting									421	173	438	170	447	161	365	132	281	101
Bachelor of Science in Finance									646	226	648	217	637	194	515	162	420	135
Bachelor of Science in Human Resource Management									335	286	363	348	378	323	317	255	248	186
Bachelor of Science in Marketing & Entrepreneurship									198	173	246	217	255	233	268	231	218	184
Bachelor of Science in Communication And Media Sciences	323	238	374	257	363	253	682	407	708	425	726	437	716	389	602	359	453	276
Bachelor of Science in Education	63	111	71	114	102	111	196	138	252	119	318	135	297	142	214	108	149	70
Bachelor of Science in Information Technology	221	171	224	215	239	231	544	358	728	394	1016	483	1141	527	1162	509	1007	387
Bachelor of Science in Info Systems And Tech Mgmt.	113	83	68	43	63	43	113	83	142	83	235	113	338	171	426	203	375	162
Bachelor of Science in Technology and Education	5	5		1														
Bachelor of Science in Psychology And Human Services	100	119	143	136	141	134	274	235	110	65								
Double Major	1	2	2	1	2	1												
<b>Total by Campus</b>	<b>5084</b>	<b>4133</b>	<b>5102</b>	<b>3799</b>	<b>5322</b>	<b>3772</b>	<b>5778</b>	<b>3807</b>	<b>6367</b>	<b>4006</b>	<b>6567</b>	<b>4016</b>	<b>6825</b>	<b>4090</b>	<b>6843</b>	<b>4063</b>	<b>5952</b>	<b>3340</b>
<b>ZU Total9o94</b>	<b>9217</b>		<b>8901</b>		<b>9094</b>		<b>9585</b>		<b>10373</b>		<b>10583</b>		<b>10915</b>		<b>10906</b>		<b>9292</b>	

Source: ZU Banner

Note: Academic Bridge Program (ABP) is discontinued since Fall 2019

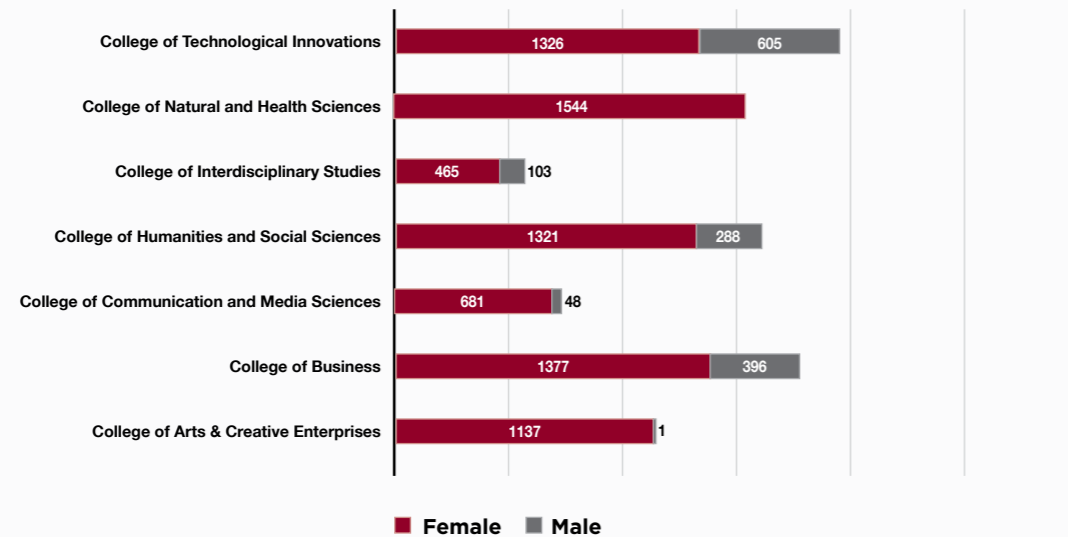


### Undergraduate Students Enrollment by Emirate of Origin Fall 2022



Source: ZU Banner

### Undergraduate Enrollment by College and Gender Fall 2022

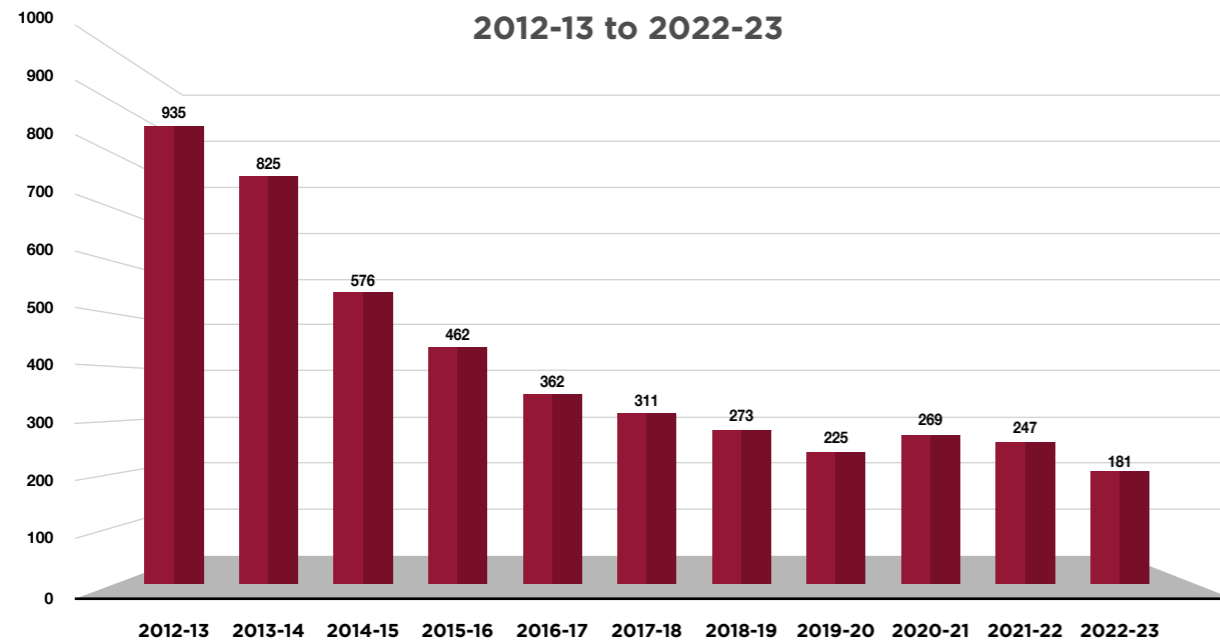


Source: ZU Banner

### UG Enrollment (Fall 2022/Spring 2023)


Program	Fall 2022		Spring 2023	
	AD	DXB	AD	DXB
Bachelor of Science in Business Transformation	122	61	213	81
Bachelor of Science in Computational Systems	141	82	263	119
Bachelor of Science in Social Innovation	65	44	106	69
Bachelor of Science in Sustainability	39	14	51	28
Bachelor of Fine Arts in Animation Design	48	35	49	35
Bachelor of Fine Arts in Graphic Design	136	161	133	152
Bachelor of Fine Arts in Interior Design	283	201	247	172
Bachelor of Fine Arts in Visual Arts	96	56	88	48
Bachelor of Science in Multimedia Design	52	70	54	63
Bachelor of Arts in International Studies	904	486	811	428
Bachelor of Science in Public Health and Nutrition	252	168	213	150
Bachelor of Science in Environmental Science and Sustainability	346	213	316	180
Bachelor of Science in Psychology	317	248	289	222
Bachelor of Science in Accounting	281	101	262	93
Bachelor of Science in Finance	420	135	371	122
Bachelor of Science in Human Resource Management	248	186	228	160
Bachelor of Science in Marketing & Entrepreneurship	218	184	194	160
Bachelor of Science in Communication and Media Sciences	453	276	432	248
Bachelor of Science in Education	149	70	117	46
Bachelor of Science in Information Technology	1007	387	874	348
Bachelor of Science in Info Systems and Tech Mgmt.	375	162	344	146
<b>Total by Campus</b>	<b>5952</b>	<b>3340</b>	<b>5655</b>	<b>3070</b>
<b>Total by Semester</b>	<b>9292</b>		<b>8725</b>	

### Graduate Enrollment\* 2012-13 to 2022-23



\* Note: Registered Headcount: 1 August – 31 July

Source: ZU Banner



## Graduate Program Enrollment

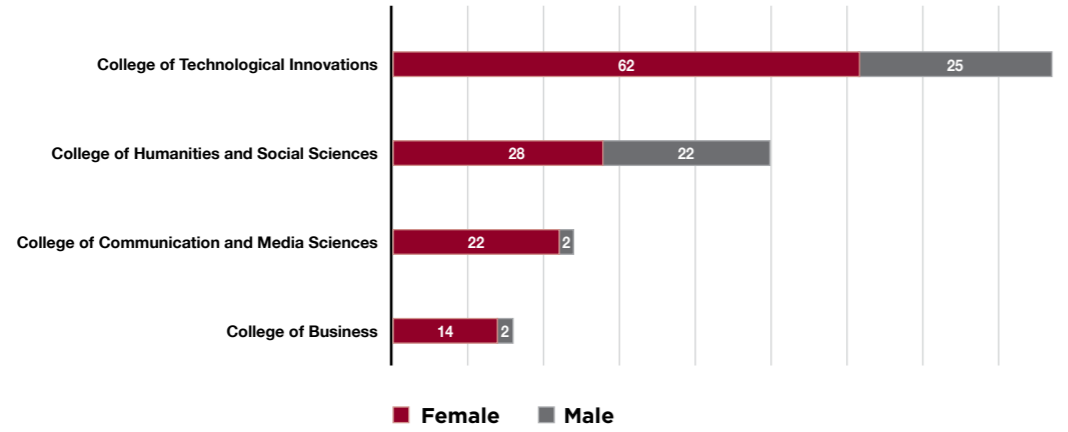
Program	2012-13	2013-14	2014-15	2015-16	2016-17	2017-18	2018-19	2019-20	2020-21	2021-22	2022-23
Executive Masters, Health Care Administration	51	62	51	50	47	13					
Executive Masters, Public Administration	58	47	33	26	4						
ME in Educational Leadership & Admin				67	40	17	23	7	13	6	6
MA in Communications	56	66	64	58	42	17	12	21	34	34	24
MA in Contemp Islamic Studies	98	41	12								
MA in Diplomacy/Int. Affairs	61	63	63	64	55	48	38	39	67	65	35
MA in Islamic Econ & Wlth Mgt	94	47	2								
MA in Islamic World Studies	54	38	4	1							
MA in Judicial Studies	34	54	44	27	37	59	74	70	42	5	
MA in Legal and Judicial Studies									8	14	13
MA in Museum Studies	29	24									
MEd Master of Education	75	85	82			14					
MM International Business	17	60	51		22		12	4			
MSc in Finance	79	43	24	25	1	18	17	9	14	19	16
MSc in Information Technology	70	67	67	60	77	70	66	57	71	87	62
MSc in International Business	46	28	4	31		19					
Exec Mast in Business Admin	93	92	73	37	30	21	25	8	1		
MA in Endowm Stud.	20	6									
MA of Islamic Studies in Jurisprudence of Reality								10	19		
MS Info. Systems Management										17	25
MEd in Teaching and Learning		2	2	16	7	15	6				
<b>Total</b>	<b>935</b>	<b>825</b>	<b>576</b>	<b>462</b>	<b>362</b>	<b>311</b>	<b>273</b>	<b>225</b>	<b>269</b>	<b>247</b>	<b>181</b>

Source: ZU Banner

Note: Registered Headcount: 1 August – 31 July



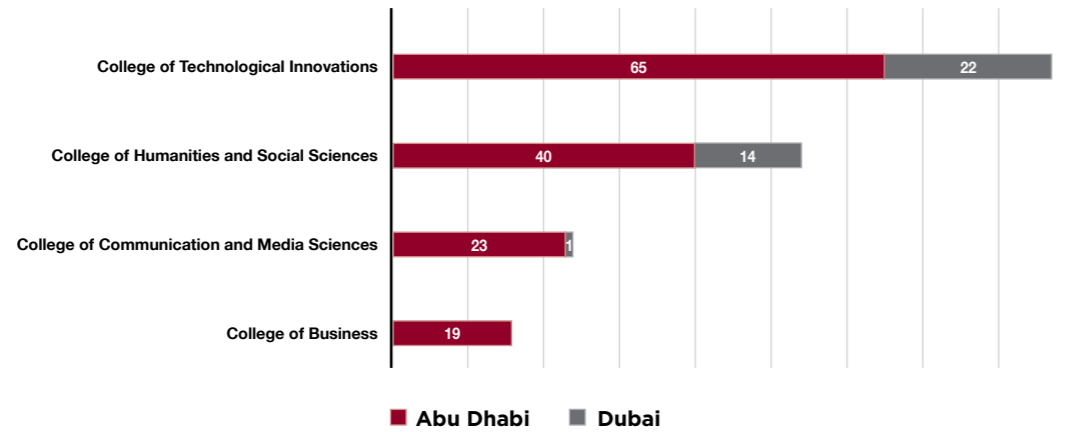
### Graduate Enrollment by College and Gender\* 2022-23



\* Note: Registered Headcount: 1 August - 31 July

Source: ZU Banner

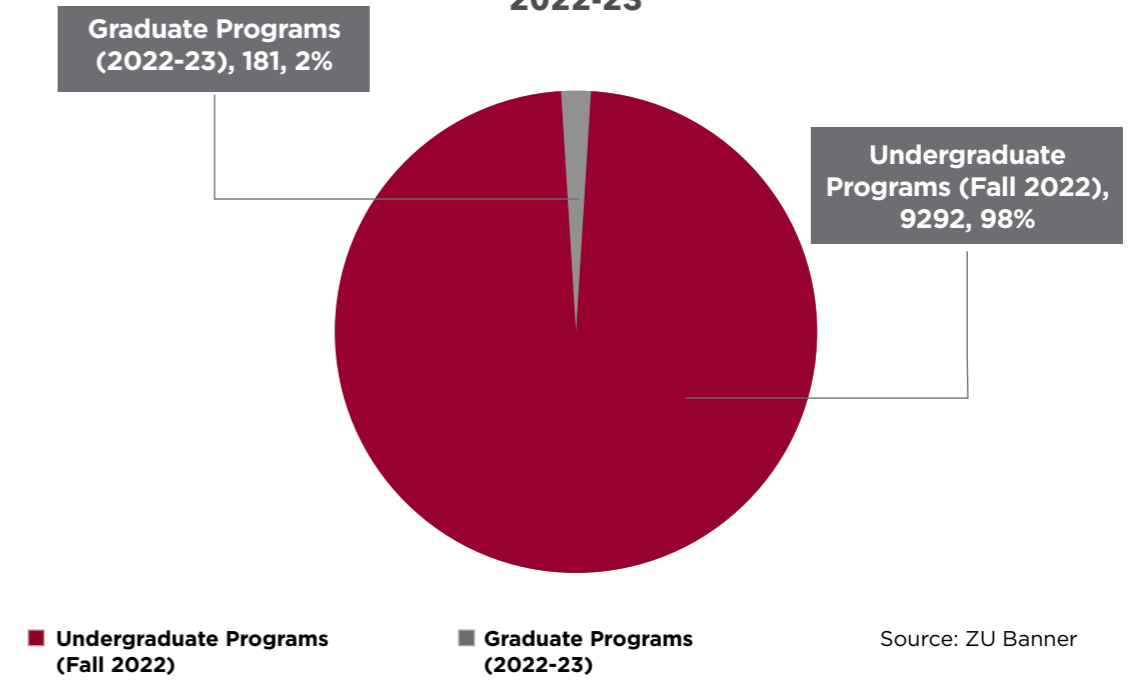
### Graduate Enrollment by College and Campus\* 2022-23



\* Note: Registered Headcount: 1 August - 31 July

Source: ZU Banner

### Total Enrollment by Level 2022-23



Source: ZU Banner

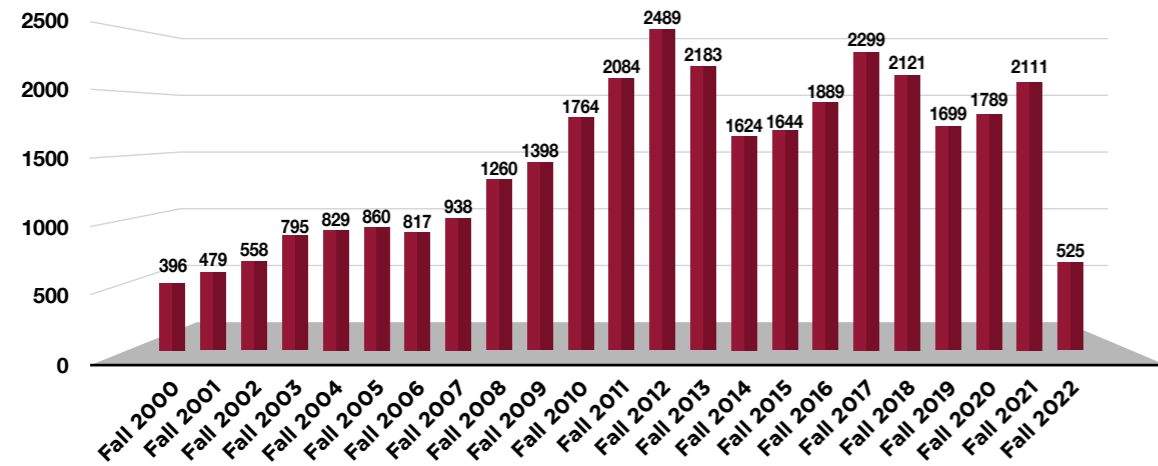
### Student-Faculty Ratio\* 2022-23

	Abu Dhabi	Dubai	Overall
Ratio	13:1	10:1	12:1

\* Note: FTE is calculated as full-time plus 1/3 part time. The number represents an average of Fall 2022 and Spring 2023 ratio of FTE students to FTE faculty. UG students with registered credits less than 15 are considered as part-time

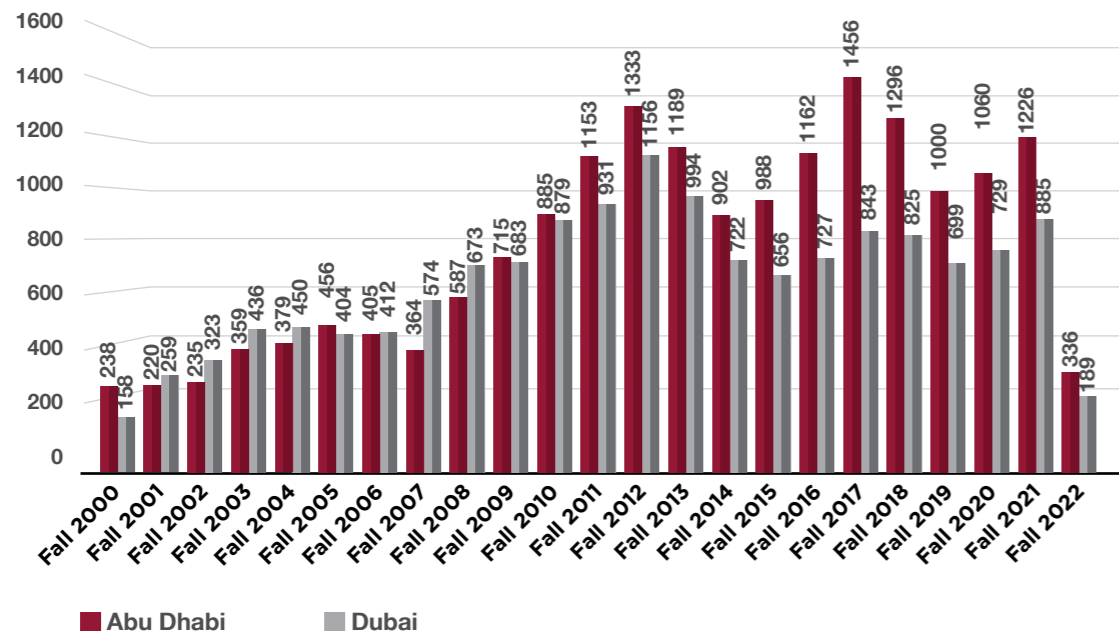
Source: Office of Institutional Research

**First-time UG Student Enrollment  
Fall 2000 to Fall 2022**



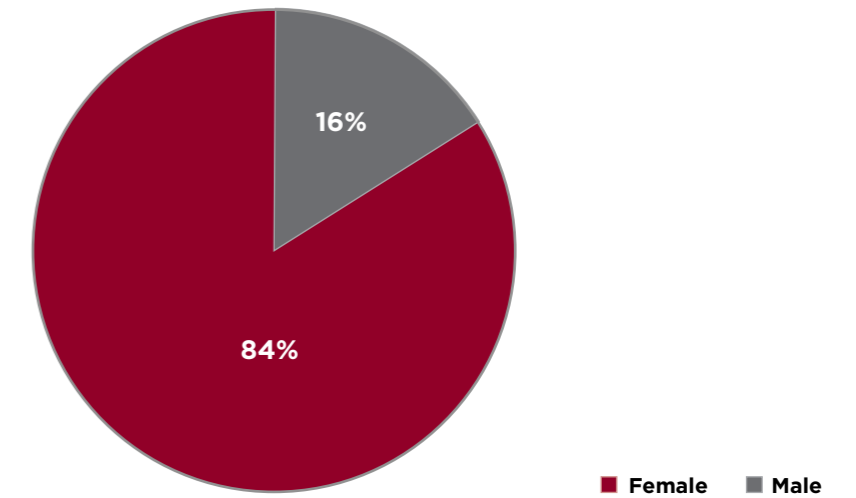
Source: ZU Banner

**First-time UG Student Enrollment by Campus  
Fall 2000 to Fall 2022**



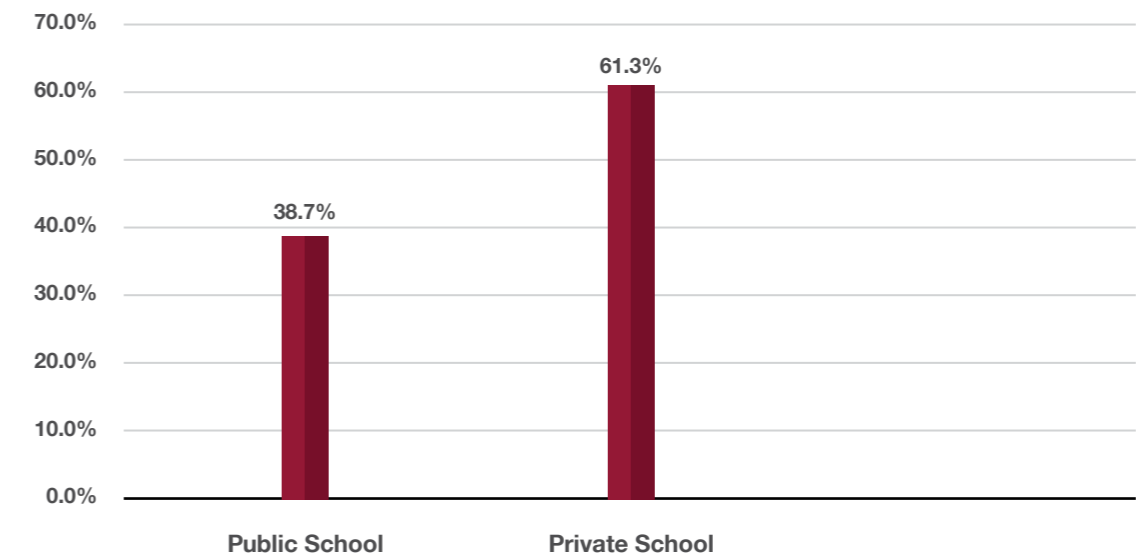
Source: ZU Banner

**First-time UG Students Enrollment by Gender  
Fall 2022**



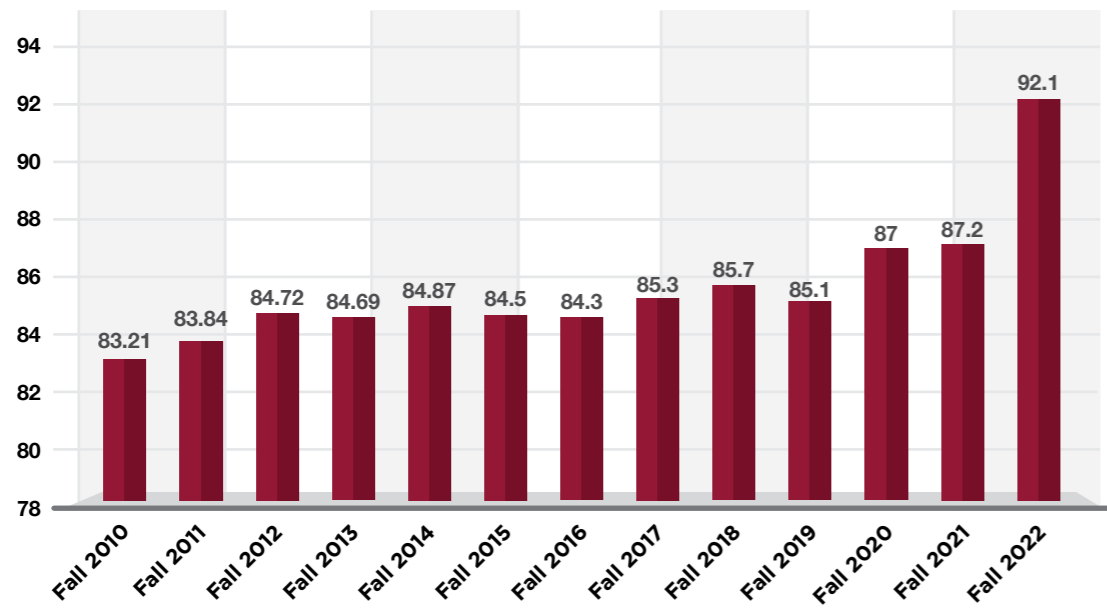
Source: ZU Banner

**First-time UG Student Enrollment  
by Secondary School Attended  
Fall 2022**



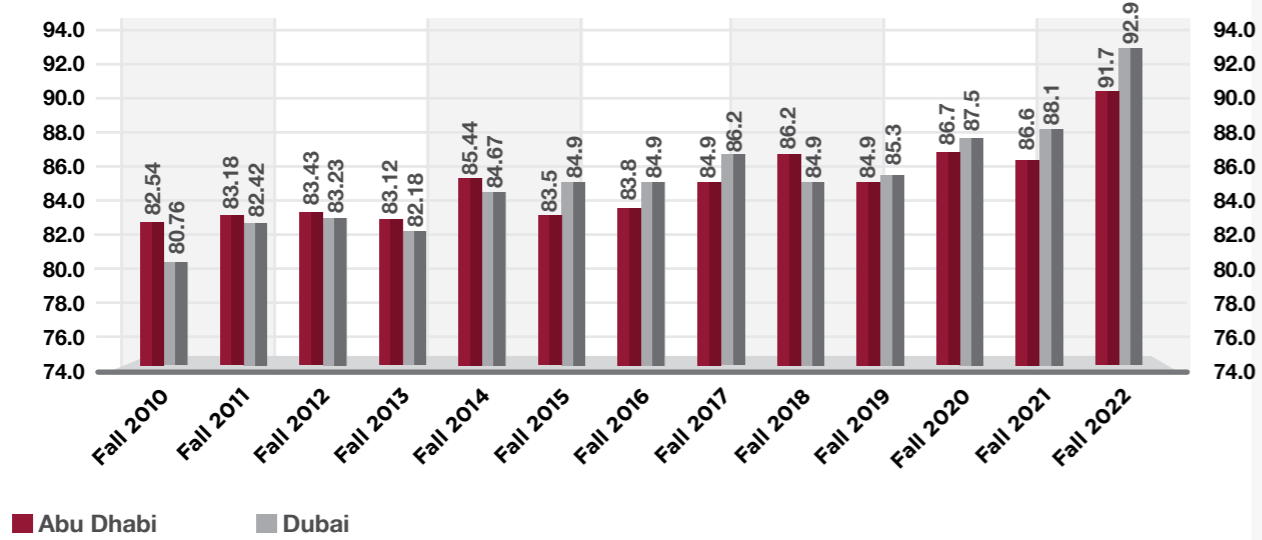
Source: ZU Banner

**First-time UG Students Average GSC Scores  
Fall 2010 to Fall 2022**



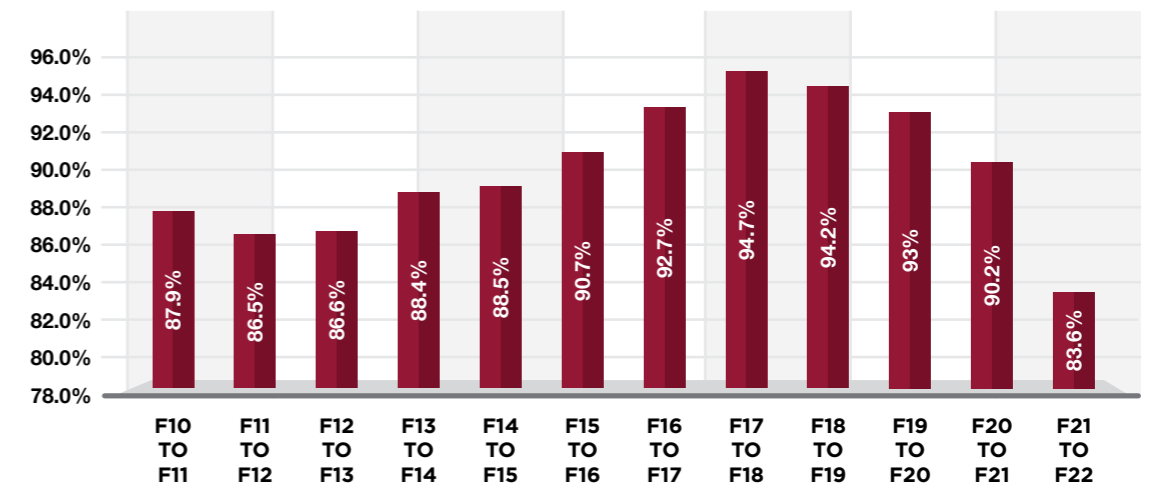
Source: ZU Banner

**First-time UG Students Average GSC Scores by Campus  
Fall 2010 to Fall 2022**



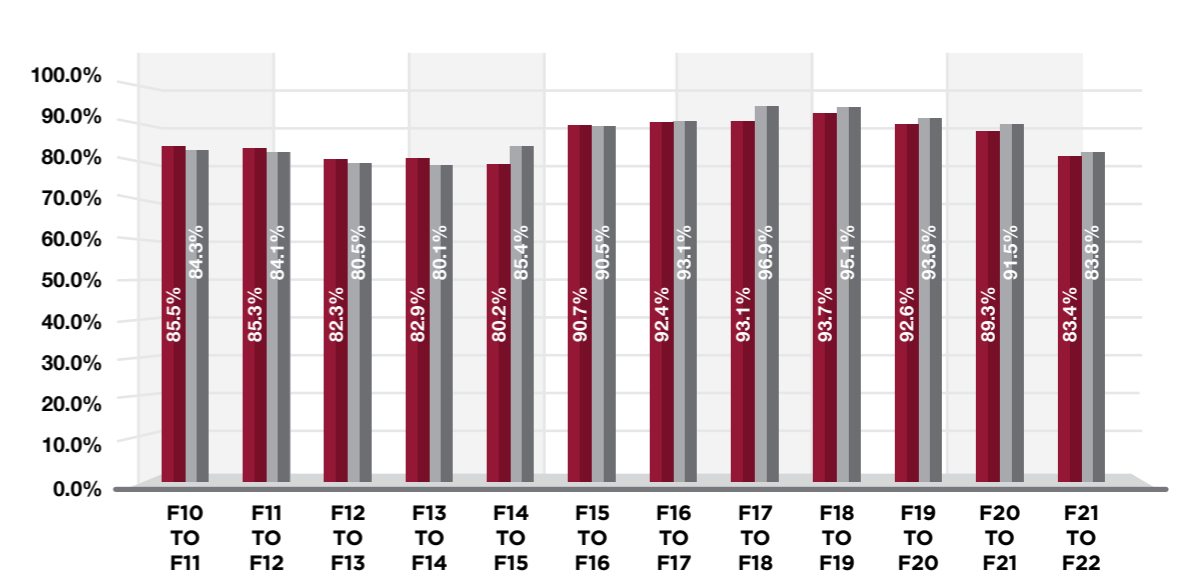
Source: ZU Banner

**First-time UG Students One Year Retention Rate  
Fall 2010 to Fall 2022**



Source: Census

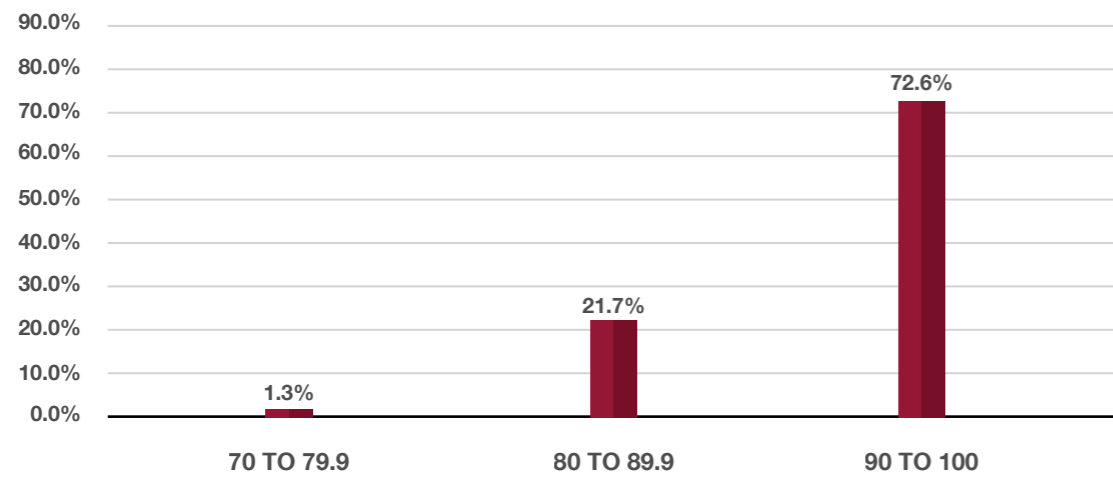
**First-time UG Students One Year Retention Rate by Campus  
Fall 2010 to Fall 2022**



Source: Census

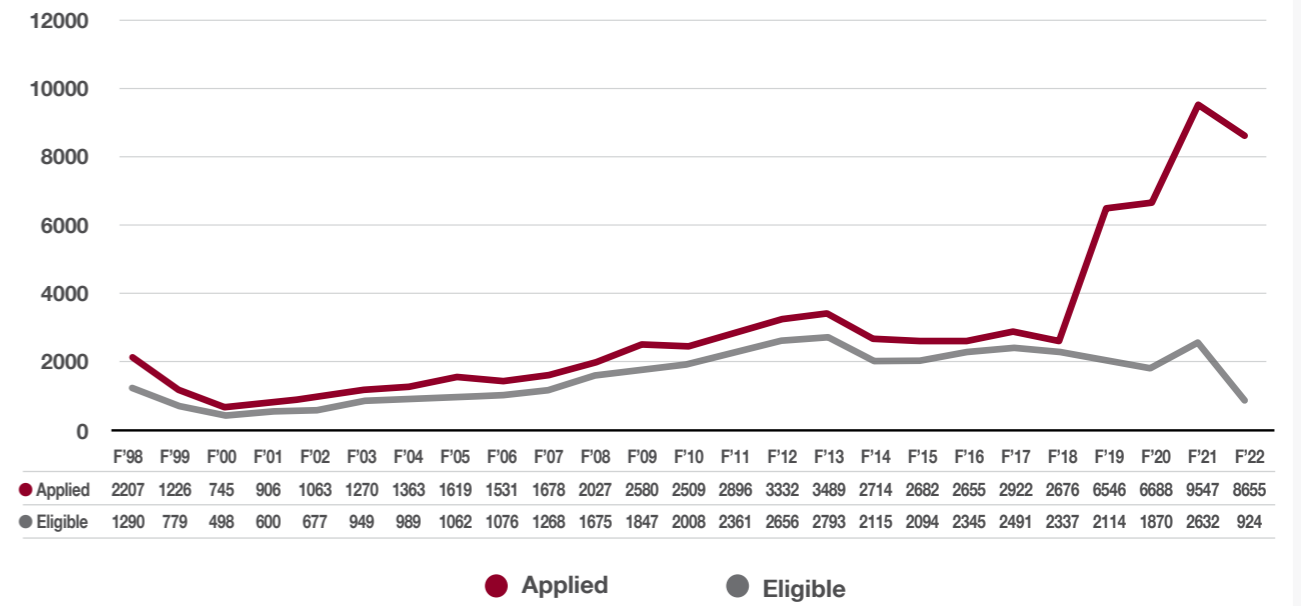


### First-time UG Students GSC Scores Fall 2022



Source: ZU Banner

### ZU Applicants and Students Eligible for Enrollment Fall 1998 to Fall 2022



Source: NAPO

Note: The increase in the number of ZU applicants from Fall 2019 is because applicants were allowed to select more than one university as their choice of university



**Students Completing Undergraduate Degree Requirements  
Academic Years 2012-13 to 2021-22**

Degree	2012-13		2013-14		2014-15		2015-16		2016-17		2017-18		2018-19		2019-20		2020-21		2021-22	
	AD	DXB	AD	DXB	AD	DXB	AD	DXB	AD	DXB	AD	DXB	AD	DXB	AD	DXB	AD	DXB	AD	DXB
Bachelor of Arts in Art and Design	36	60	34	29	34	47	46	58	27	18										
Bachelor of Fine Arts in Animation Design											2	2	1	3	7	4	9	2	9	4
Bachelor of Fine Arts in Graphic Design											7	9	19	27	6	30	8	24	19	16
Bachelor of Fine Arts in Interior Design											11	19	11	23	14	18	21	41	27	23
Bachelor of Fine Arts in Visual Arts											8	5	8	6	6	20	21	20	12	19
Bachelor of Science in Multimedia Design	5	8	21	11	35	29	30	30	23	25	11	40	21	42	19	20	15	26	12	26
Bachelor of Science in Accounting											57	32	74	37	70	26	97	42	78	37
Bachelor of Science in Finance											83	40	104	47	118	54	179	61	144	40
Bachelor of Science in Human Resource Management											22	29	53	44	31	39	85	73	52	56
Bachelor of Science in Marketing and Entrepreneurship											7	12	13	15	32	25	37	37	46	47
Bachelor of Science in Health Sciences	13	21	10	12		1														
Bachelor of Science in Psychology and Human Services			1		21	39	48	38	53	54	41	64	64	34	33	24	4	4	1	
Bachelor of Science in Psychology														23	15	55	49	73	55	
Bachelor of Science in Public Health and Nutrition			7	14	15	26	14	37	14	18	16	22	22	24	41	31	44	31	38	30
Bachelor of Science in Environmental Science and Sustainability	1		1	11	20	18	38	15	43	25	38	25	33	33	73	31	92	58	121	66
Bachelor of Arts in International Studies	45	38	57	62	73	74	101	76	103	100	94	85	90	75	141	76	173	110	103	49
Bachelor of Arts in Emirati Studies	2		4	1	5		8	1	19		13		5							
Bachelor of Science in Business Sciences	131	124	177	171	235	203	241	160	266	178										
Bachelor of Science in Communication and Media Sciences	54	70	73	96	105	98	140	94	140	96	115	87	156	83	175	123	191	106	176	83
Bachelor of Science in Education	22	69	41	88	25	38	11	33	37	51	40	35	35	29	54	25	72	29	56	30
Bachelor of Science in Information Technology	20	46	54	35	90	60	87	69	79	85	81	90	114	83	92	73	209	114	204	91
Bachelor of Science in Info Systems and Tech. Management	34	8	32	4	20	9	24	9	31	20	14	15	24	16	27	11	47	30	75	32
Bachelor of Science in Business and Technological Innovation			24	2	14	5														
Bachelor of Science in Technology and Education	4	2	2	5	5	4		1												
Double Major	2		1	3	1	1		1	2	1										
<b>Total by Campus</b>	<b>369</b>	<b>446</b>	<b>539</b>	<b>544</b>	<b>698</b>	<b>652</b>	<b>788</b>	<b>622</b>	<b>837</b>	<b>671</b>	<b>660</b>	<b>611</b>	<b>847</b>	<b>621</b>	<b>962</b>	<b>645</b>	<b>1359</b>	<b>857</b>	<b>1246</b>	<b>704</b>
<b>ZU Total</b>	<b>815</b>		<b>1083</b>		<b>1350</b>		<b>1410</b>		<b>1508</b>		<b>1271</b>		<b>1468</b>		<b>1607</b>		<b>2216</b>		<b>1950</b>	

Source: ZU Banner



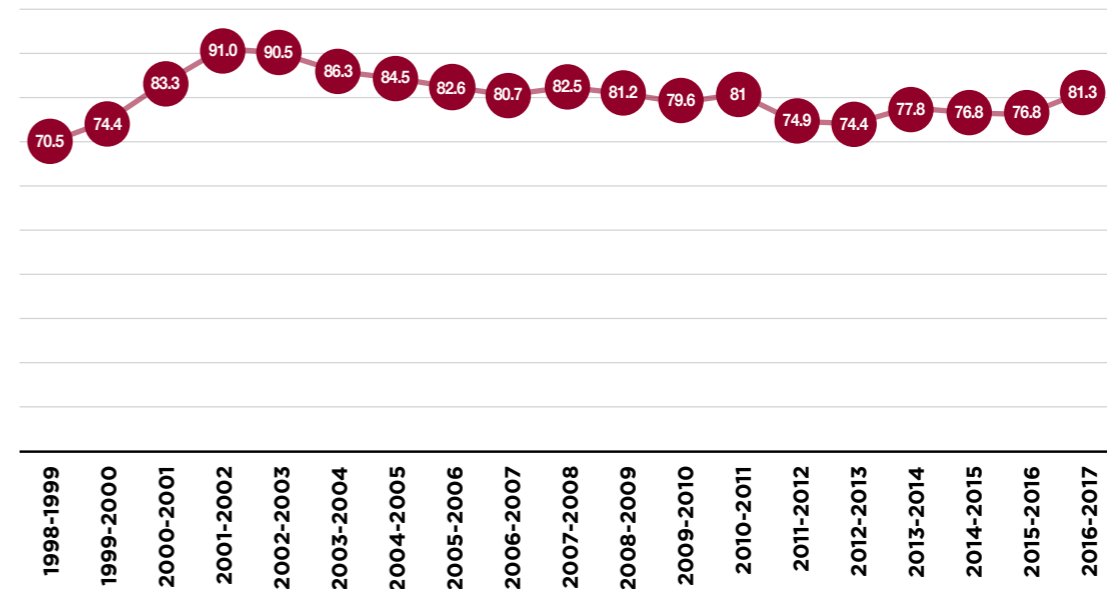


### Students Completing Graduate Programs Degree Requirements Academic Years 2012-13 to 2021-22

Program	2012-13	2013-14	2014-15	2015-16	2016-17	2017-18	2018-19	2019-20	2020-21	2021-22
Executive Masters in Business Administration	20	25	35	22	9	5	14	7	1	
Master of Science in Finance	34	38	25		25		14	3	6	8
Master of Management in International Business		11	23	16	12	3	10	3	1	
Master of Science in International Business	16	24	5							
Master of Arts in Communications		24	29	28	19	15	1		13	19
Master of Education in Educational Leadership and Admin	16	16	28	31	34	10	15		7	
Master of Science in Teaching and Learning				9		8	6			
Master of Education in Special Education						4		1	1	
Executive Masters in Health Care Administration	15	29	10	30	34	13	1			
Master of Arts in Diplomacy & International Affairs	8	15	19	19	16	20	15	10	24	31
Master of Arts in Judicial Studies	27	29	16	10	10	8	23	27	39	9
Master of Arts in Contemporary Islamic Studies	35	29	25	3				2		
Executive Masters in Public Administration	31	24	9	17	8					
Master of Arts in Endowment Studies	7	12	3							
Master of Arts in Islamic Economy & Wealth Management	16	53	19	1						
Master of Arts in Museum Studies		22	2							
Master of Arts in Islamic World Studies	1	36	15	1						
Master of Science in Information Technology	22	23	22	16	25	14	27	20	11	39
<b>Total</b>	<b>248</b>	<b>410</b>	<b>285</b>	<b>203</b>	<b>192</b>	<b>100</b>	<b>126</b>	<b>73</b>	<b>103</b>	<b>106</b>

Source: ZU Banner

### 6-Year Graduation Rate Undergraduate Students



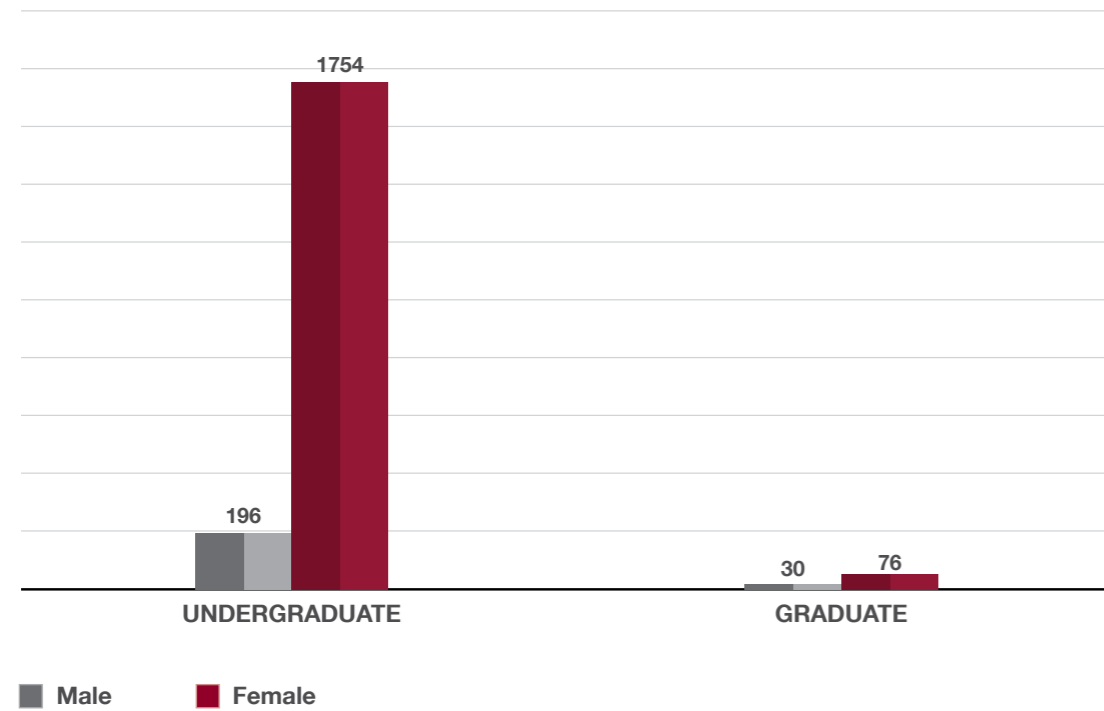
● 6-Year Graduation Rate

Note: The graduation rate of the undergraduate students is calculated based on the Fall entry to the Bachelor program

Source: ZU Banner

\*Note: Graduate Date Range: 1 August - 31 July

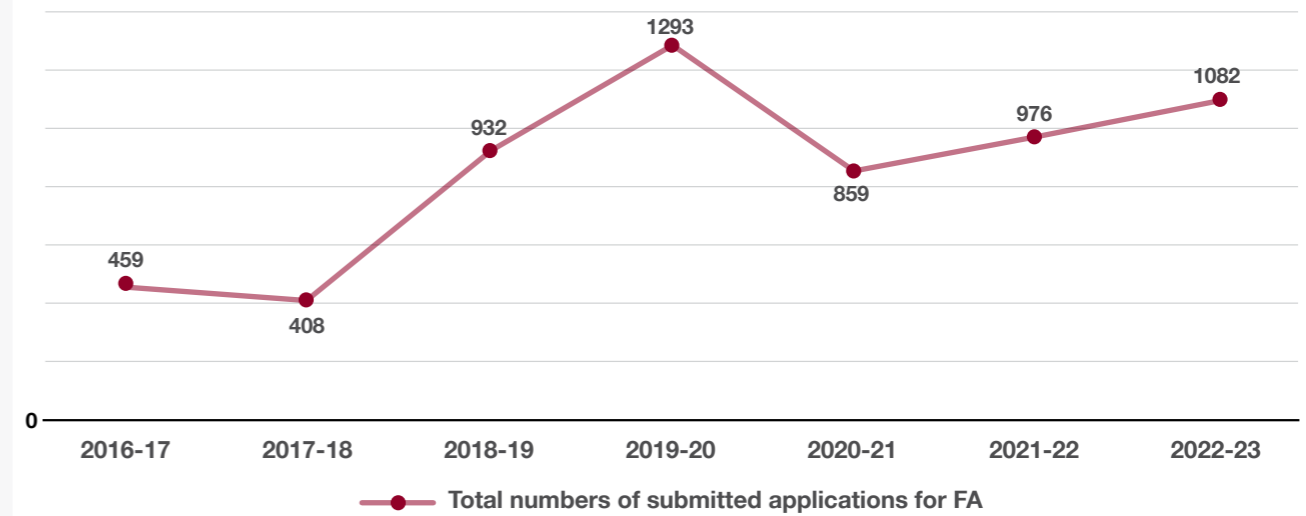
Degrees Awarded by Level & Gender  
2021-22



Source: ZU Banner

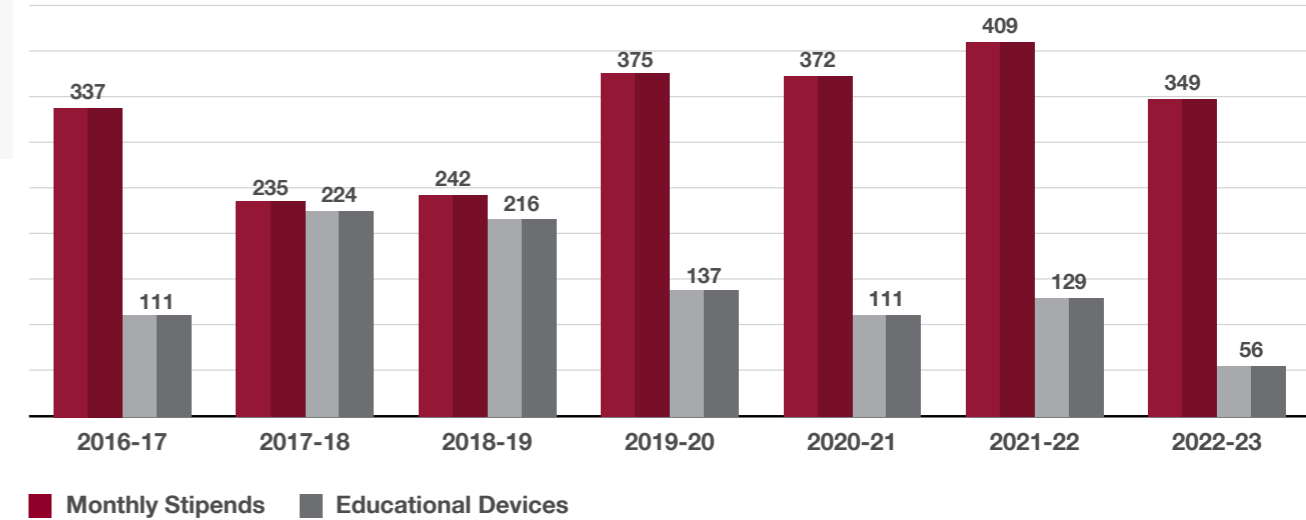
# Financial Aid

Financial Aid Applications  
2016-17 to 2022-23



Source: Student Support Unit

Financial Aid-Awarded applications for  
Monthly Stipends & Educational Devices  
2016-17 to 2022-23



Source: Student Support Unit



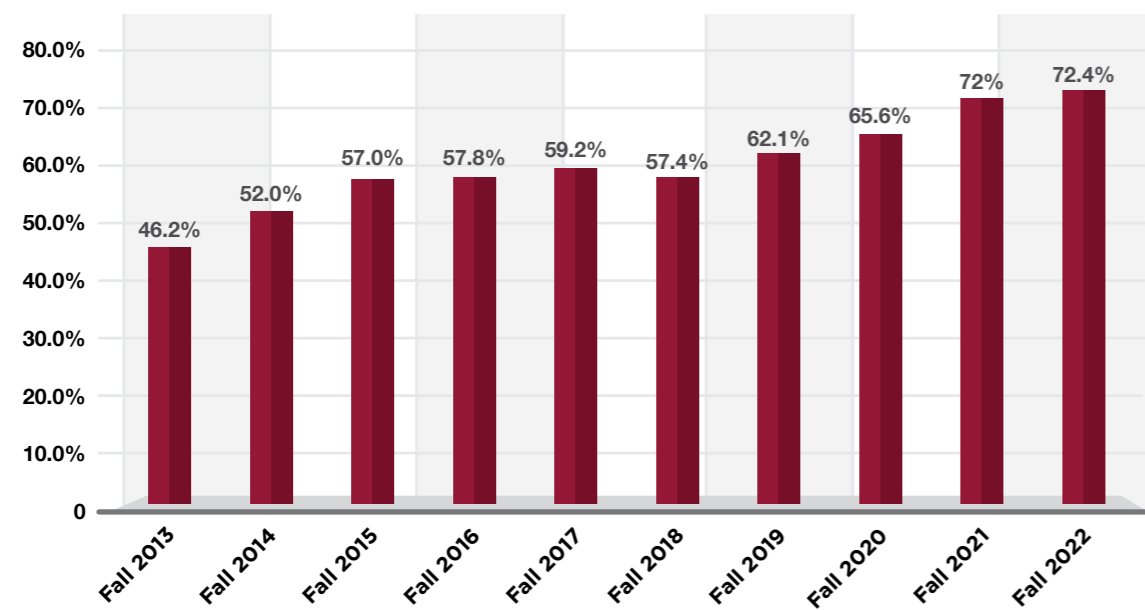
# Zayed University Faculty

## Distribution of Faculty by Highest Degree Earned

	Fall 2013	Fall 2014	Fall 2015	Fall 2016	Fall 2017	Fall 2018	Fall 2019	Fall 2020	Fall 2021	Fall 2022
Doctorate Degree	318	340	370	364	392	380	425	466	476	409
Master Degree	356	327	301	289	261	280	258	244	217	189
Bachelors Degree	9	7	4	5	2	1	1			
Unknown	5	11	16	19	7	1				
<b>ZU Total</b>	<b>688</b>	<b>685</b>	<b>691</b>	<b>677</b>	<b>662</b>	<b>662</b>	<b>684</b>	<b>710</b>	<b>693</b>	<b>598</b>

Source: HRMS

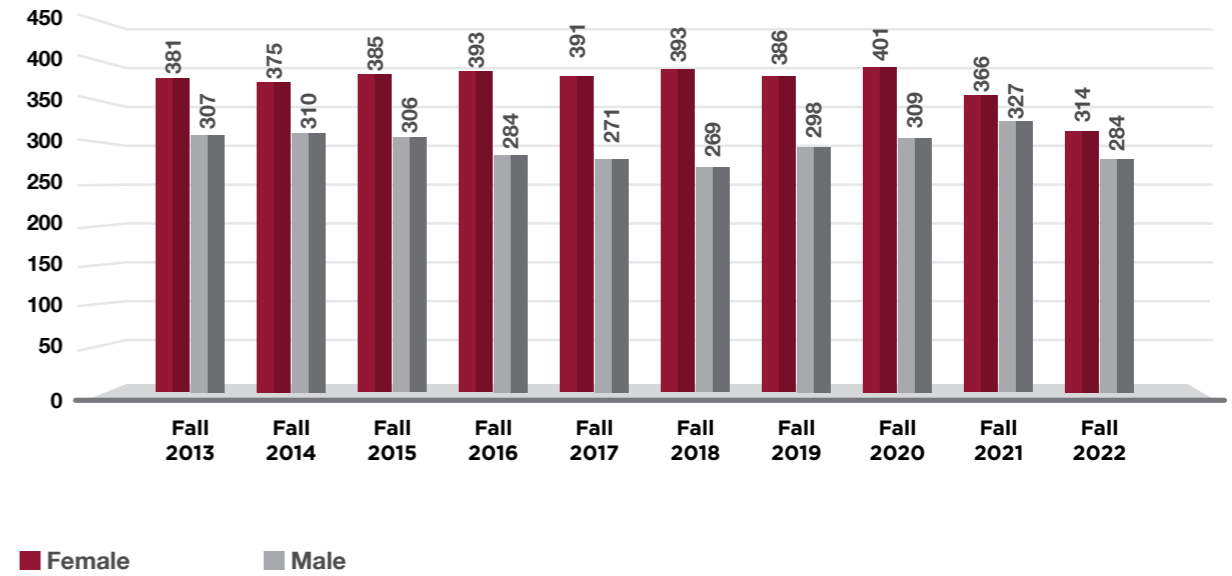
## Percentage of Faculty with Terminal Degree\*



Source: HRMS

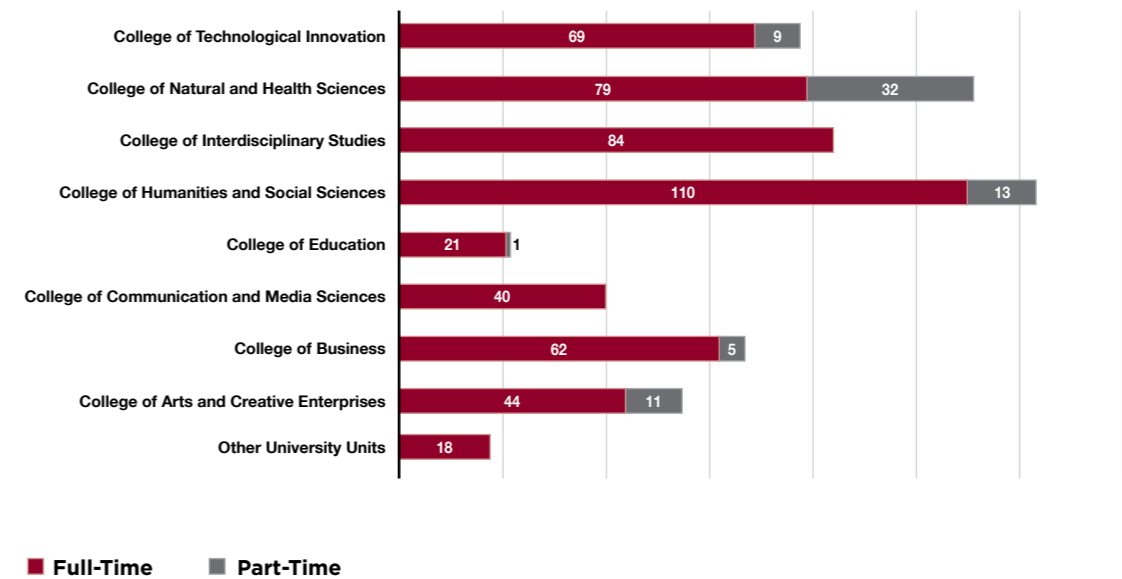
Note: Faculty with doctorate degree, MFA in CACE/CCMS, MSW in CNHS are considered as terminal degree

## Faculty by Gender



Source: HRMS

## Faculty by College and Employment Type Fall 2022



Source: HRMS

# Staff

## Faculty by Country of Nationality - Fall 2022

Country	No. of Faculty	Country	No. of Faculty
Algeria	3	Nigeria	3
Armenia	1	Norway	1
Australia	18	Pakistan	18
Austria	2	Palestine	8
Bahrain	1	Philippines	1
Bangladesh	1	Poland	4
Belgium	1	Portugal	2
Botswana	1	Romania	1
Brazil	2	Russia	1
Canada	45	Saudi Arabia	3
China	3	Serbia	3
Egypt	29	Singapore	4
Ethiopia	1	Slovenia	1
Finland	1	South Africa	2
France	18	South Korea	5
Germany	9	Spain	4
Ghana	2	Sudan	1
Greece	15	Sweden	2
Hungary	1	Syria	8
India	29	Tanzania	1
Indonesia	1	Thailand	1
Iraq	2	Tunisia	9
Ireland	5	Turkey	6
Italy	8	U S A	84
Jamaica	1	Ukraine	1
Jordan	51	United Arab Emirates	73
Latvia	1	United Kingdom	60
Lebanon	15	Yemen	1
Malaysia	3	Zimbabwe	1
Morocco	6		
Netherlands	2		
New Zealand	11		
<b>Total</b>	<b>598</b>		

Source: HRMS

## Distribution of Staff by Employment Type and Gender Fall 2022

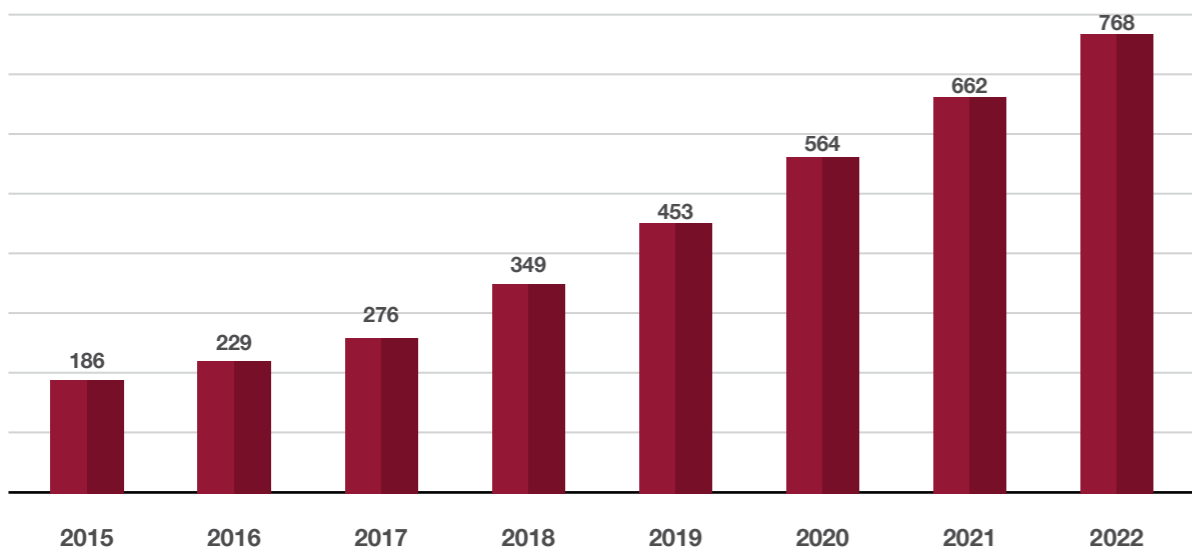
	Female	Male	Total
Academic Administrators	2	7	9
Staff	272	146	418
<b>Total</b>	<b>274</b>	<b>153</b>	<b>427</b>

Source: HRMS



# Research

**Research Output  
2015 - 2022**



Source: Scopus

**Publications by Document Type  
2015-2022**

	2015	2016	2017	2018	2019	2020	2021	2022
Article	110	113	157	218	294	368	477	555
Book	3	6	6	3		3	6	6
Book Chapter	25	33	26	32	17	40	30	35
Conference Paper	37	60	70	72	116	90	97	114
Editorial	3	3	3	9	3	12	16	12
Note	2		2	1	4	2	1	5
Review	6	14	12	11	11	40	31	31
Other				3	8	9	4	10
<b>Total</b>	<b>186</b>	<b>229</b>	<b>276</b>	<b>349</b>	<b>453</b>	<b>564</b>	<b>662</b>	<b>768</b>

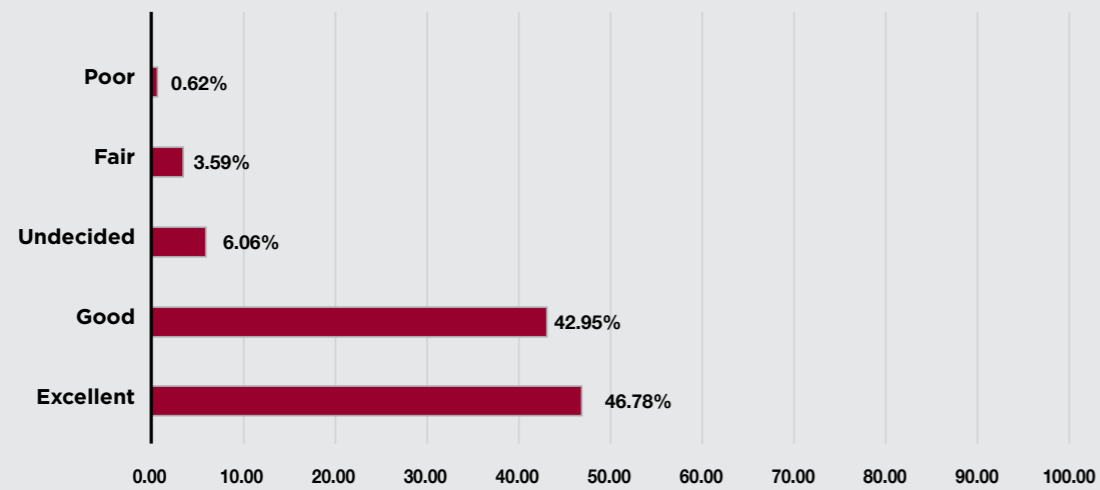
Source: Scopus



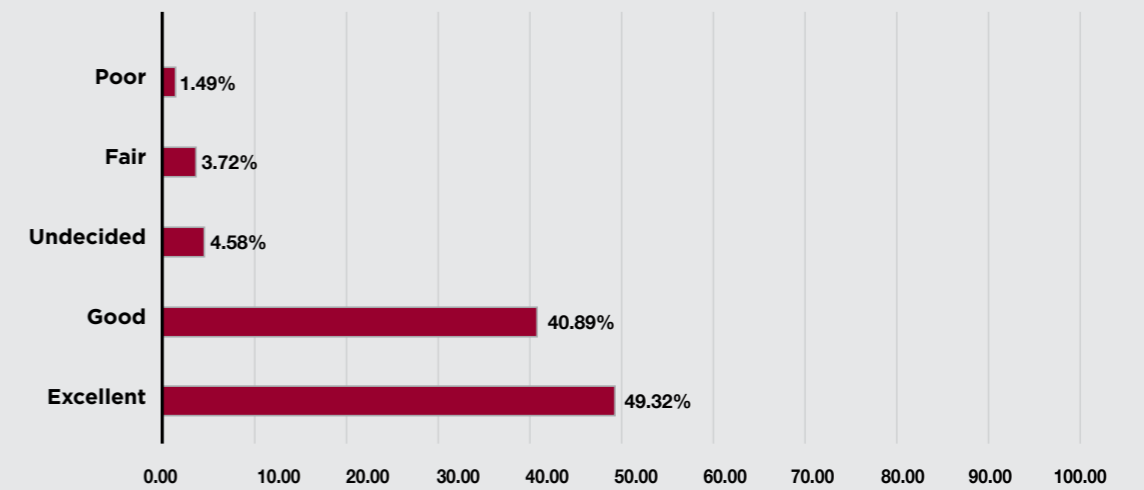
# Survey

## Selected items from 2022/2023 Graduating Senior Survey:

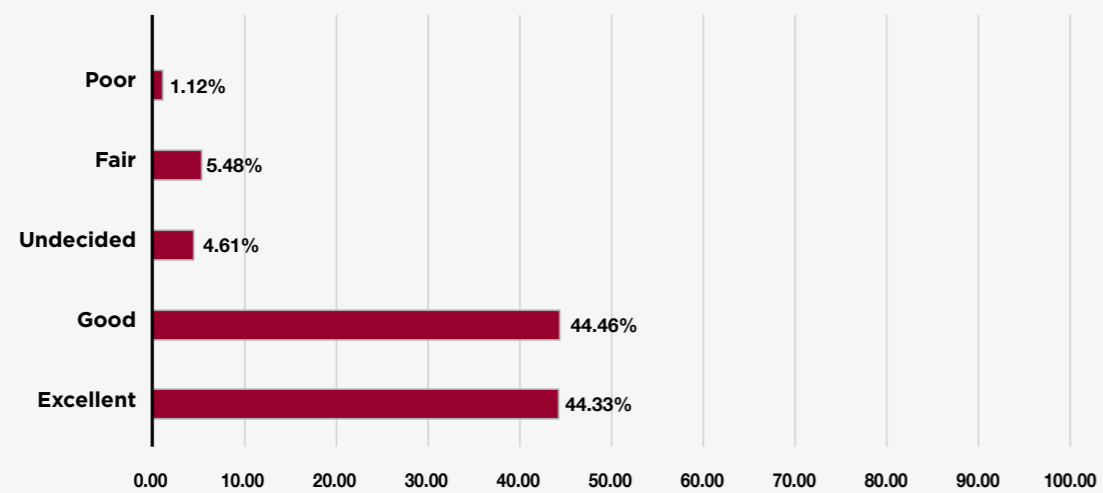
How would you rate your entire educational experience at Zayed University?



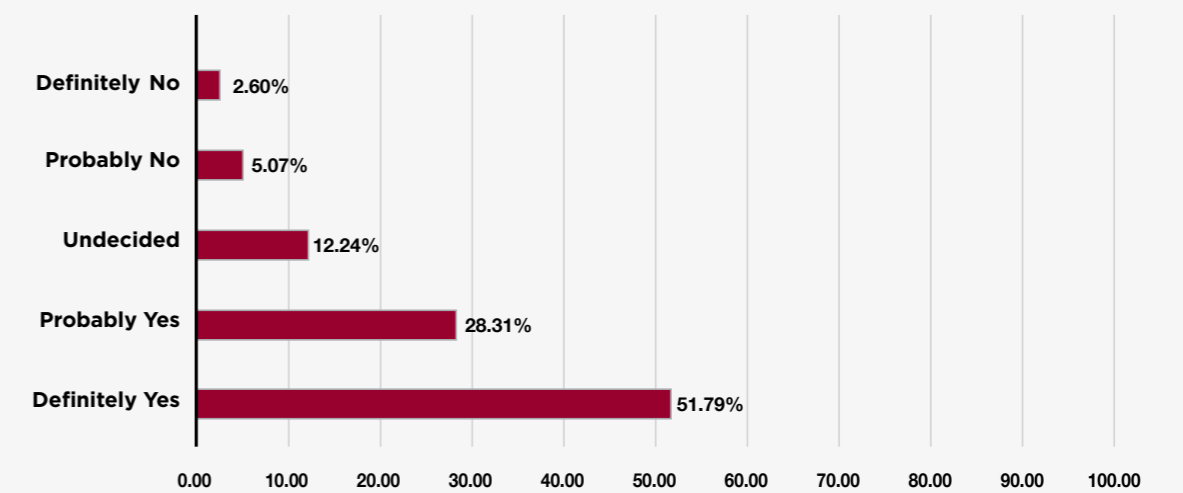
How would you rate your educational experience in your Major?



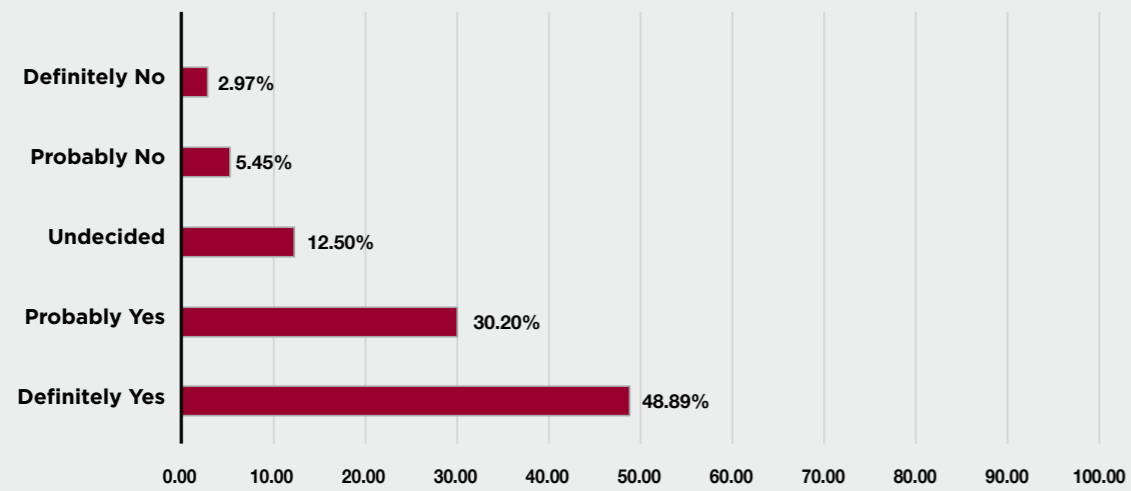
How would you rate your educational experience in General Education?



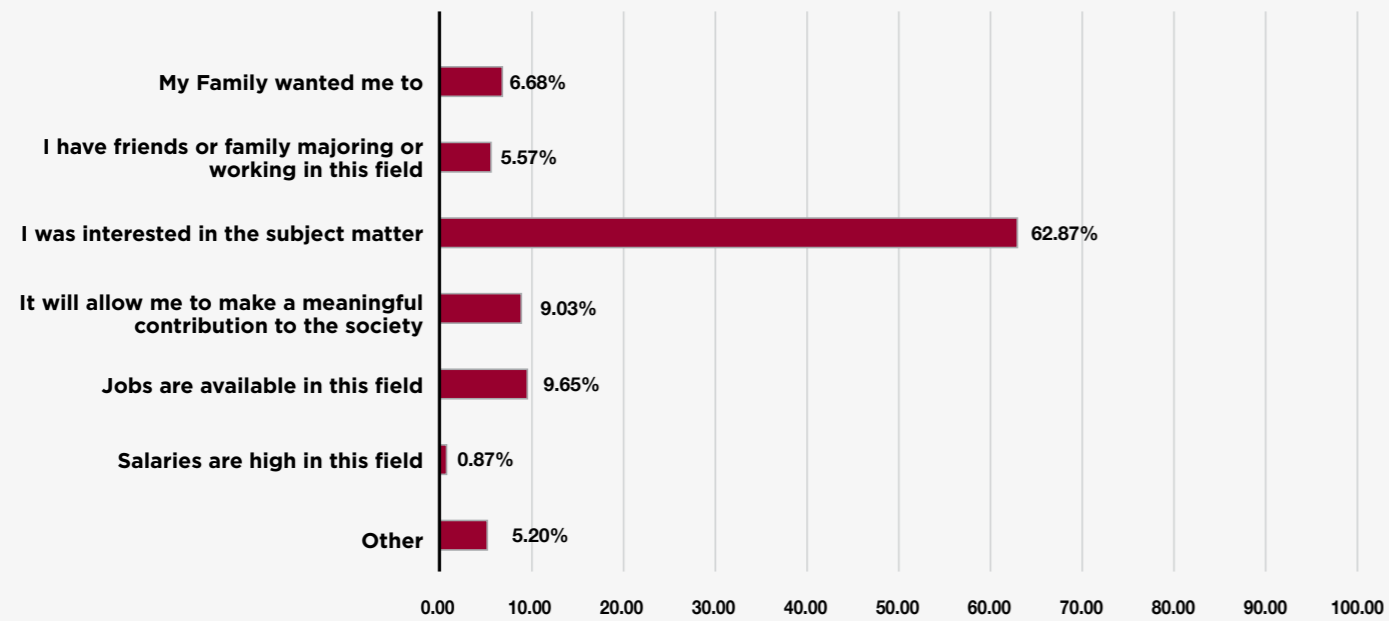
If you could start over again, would you attend Zayed University?



Would you recommend Zayed University to friends or family?



What is the primary reason you chose your major field of study?





جامعة زايد  
ZAYED UNIVERSITY

[www.zu.ac.ae](http://www.zu.ac.ae)